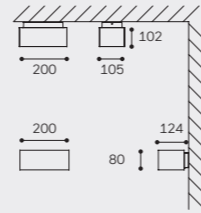
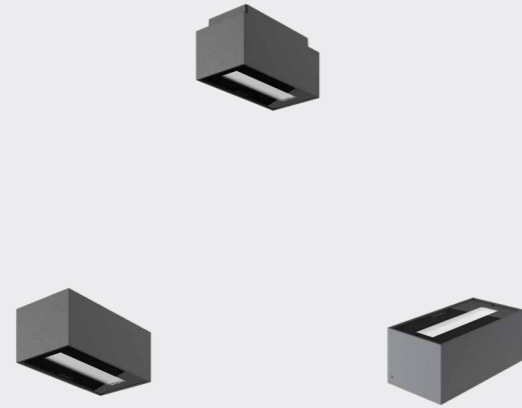


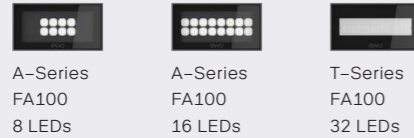
WALL / CEILING

FA100-C,
FA100-WD,
FA100-WU



Configurator

CE RoHS IK09*
*(IK10 on request)



Housing

Housing material	Aluminum die-cast
Housing finish	Polyester powder coating (ewoECP upon request**)
Finish standard colour	Silver grey (RAL 9007 / DB 702)*
Glass	Safety glass (ESG)
Mounting options	Wall, ceiling
Installation	Gelbox for throughwiring upon request

* other colours on request
** ewo three steps process (high quality alloy, pre-treatment, primer) to ensure extreme corrosion resistance

Measurements

Model	LPH [m] ①	⊥ ②	-⊥ ③	Weight [kg] ④
FA100-WD	/	0.02	0.02	2.5
FA100-WU	/	0.02	0.02	2.5
FA100-C	/	/	0.02	2.5

① projected windage area [m²] ④ max. weight
② lateral windage area [m²]

Electrical

	A-Series	T-Series
Protection class	I/II	I/II
Voltage [V], [Hz]	220-240, 50/60	220-240, 50/60
Current feed max. [mA]	500	225
LED power max. [W]	26	12

Operating conditions

Lifetime	Visit the configurator for specific lifetime options
----------	--

Driver

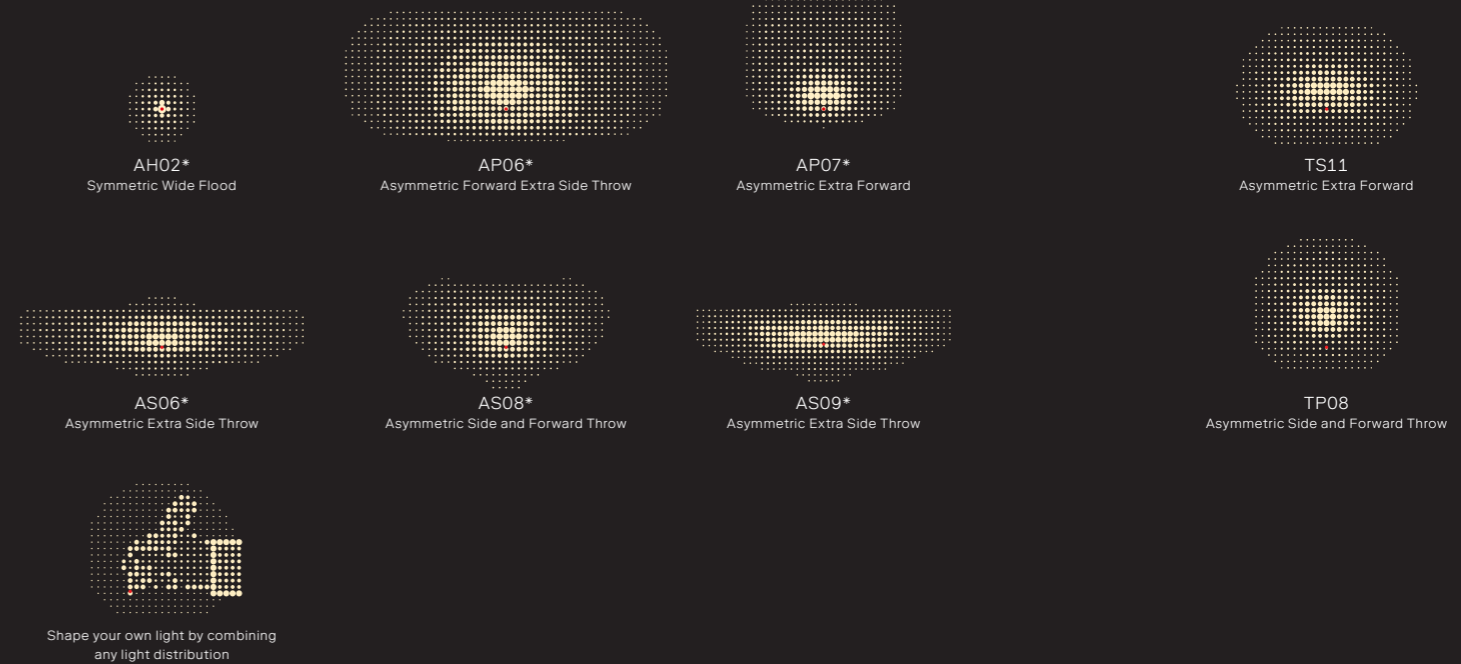
	A-Series	T-Series
Control options	ON OFF DALI 1-10V LS	T8 DALI
Programming [optional]	Constant Lumen Output (CLO) Emergency power supply (AC/DC) Stand-alone	
Control accessories	Further accessories on request	
Software	connexx light management software for remote management of intelligent luminaire clusters	



Precision lens optics
* also available in satiné version



ewoLightTile: low glare
light-guiding panels




Performance

Optics	AH02	AP07	AS06	AS07	AS08	AS09	AS10-L	AS10-R	TS11	TP08
MacAdam ellipses (SDCM)					≤ 5 SDCM					≤ 5 SDCM

Model	FA100-WD	FA100-WU	FA100-C	FA100-WD	FA100-WU	FA100-C
Light units	1	1	1	1	1	1
Luminous flux [lm]	315-3,250	315-3,250	420-3,300	1,000	1,000	1,000

Accessories

ewoLightLayers (optical accessories)



Available designs

