

BOLLARDS
FA170

Pedestrian path
Accent lighting



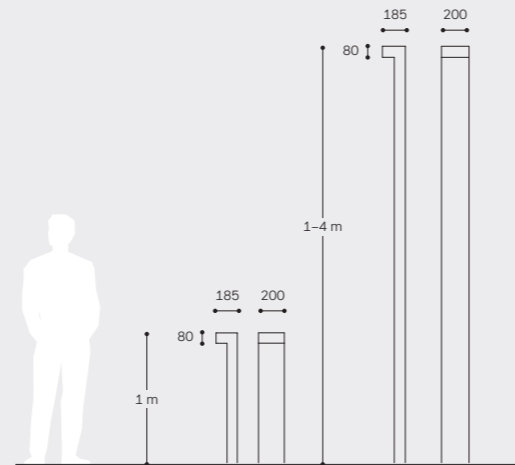
A-Series
FA170
8 LEDs




A-Series
FA170
16 LEDs



T-Series
FA170
32 LEDs



Configurator



IP66 RoHS IK09*
*(IK10 on request, COR-TEN IK08)

Housing

Housing material	Aluminum die-cast* (A-Series: optional COR-TEN)
Housing finish	Polyester powder coating (ewoECP upon request***)
Finish standard colour	Silver grey (RAL 9007 / DB 702)**
Glass	Safety glass (ESG)
Mounting options	Pole
Installation	Gelbox for throughwiring upon request * pole made of extruded aluminium profile ** other colours on request *** ewo three steps process (high quality alloy, pre-treatment, primer) to ensure extreme corrosion resistance

Measurements

Model	LPH [m] ①	④	③	Weight [kg] ⑤
FA170	1	0.04	0.20	18.5*
FA170	1-4	0.04	0.80	46.5**

① in 0.5 m steps ② projected windage area [m²] ③ max. weight
④ lateral windage area [m²] ⑤ pole included

* single version with aluminium pole LPH = 1 m and buried base
** single version with aluminium pole LPH = 4 m and buried base

Electrical

	A-Series	T-Series
Protection class	I/II	I/II
Voltage [V], [Hz]	220-240, 50/60	220-240, 50/60
Current feed max. [mA]	500	225
LED power max. [W]	26	12

Operating conditions

Lifetime	Visit the configurator for specific lifetime options
----------	--

Driver

	A-Series	T-Series
Control options	ON OFF DALI 1-10V L/S	T8 DALI
Programming [optional]	Constant Lumen Output (CLO) Emergency power supply (AC/DC) Stand-alone	
Control accessories	Further accessories on request	
Software	connexx light management software for remote management of intelligent luminaire clusters	




Precision lens optics
* also available in satiné version




ewoLightTile: low glare
light-guiding panels




AH02*
Symmetric Wide Flood




AP06*
Asymmetric Forward Extra Side Throw




AP07*
Asymmetric Extra Forward




TS11
Asymmetric Extra Forward




AS06*
Asymmetric Extra Side Throw



AS08*
Asymmetric Side and Forward Throw

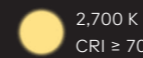
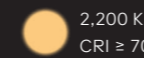


AS09*
Asymmetric Extra Side Throw

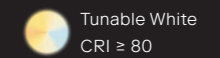


TP08
Asymmetric Side and Forward Throw

Shape your own light by combining
any light distribution



CRI ≥ 80
on request



Performance

Optics	AH02	AP07	AS06	AS07	AS08	AS09	AS10-L	AS10-R	TS11	TP08
MacAdam ellipses (SDCM)					≤ 5 SDCM					≤ 5 SDCM

Model	FA170	FA170
Light units	1	1
Luminous flux [lm]	340-2,590	1,000

Accessories

ewoLightLayers (optical accessories)



Backlight shield



Anti-Glare Grid

Surface



Pole luminaire / bollard:
polyester powder coated



Pole luminaire / bollard:
COR-TEN steel

Available designs



Single



Double