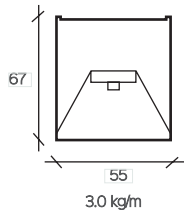
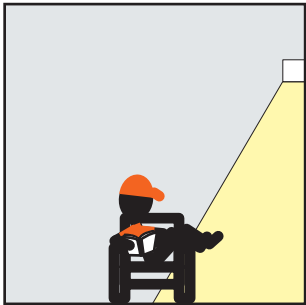
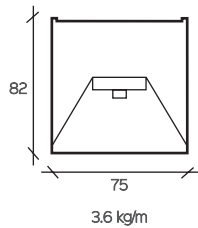


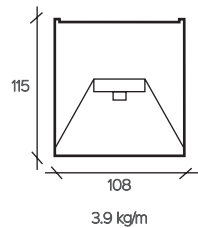
# ENERGYLINE WALL



**55 mm**  
The perfect option for small architectural details



**75 mm**  
A great choice to compliment any custom design



**108 mm**  
A striking architectural statement to add vitality to a space

## Plug & Play Joins

- ▶ Light leak blocker
- ▶ Quick, simple and intelligent

## Design Life

- ▶ 15+ years
- ▶ Creating modern, flexible spaces
- ▶ 7 year warranty

## Designed and Manufactured in New Zealand

- ▶ Recyclable packaging
- ▶ End of life disposal option
- ▶ Sustainable aluminium

## High Efficiency

- ▶ Fully internal control gear
- ▶ The very best performance in an aesthetically pleasing form

## Fixed End Caps

- ▶ Clean finish, avoids unsightly screws
- ▶ No light leak

## WHY ENERGYLINE WALL



**No Dismantling Required**

Aside from being a high quality, versatile product, Energyline is also:

- ▶ Quick and simple to install
- ▶ Remove the liability of dismantling during installation
- ▶ Eliminate the need to remove gear tray during installation



**IP5x as standard**

Have peace of mind knowing Energyline products are protected against dust

- ▶ Dust proof
- ▶ IP54 options also available



**You draw it, We build it**

Energyline is custom made to suit your requirements.

- ▶ Custom shapes and angles
- ▶ Custom finishes such as gloss and corten steel powder coat

# ENERGYLINE WALL



## How to specify

Below are steps to help you specify your Energyline. Common options as **indicated in bold**. Energyline also do custom builds, talk to your local representative about your requirements.

STEP 1	STEP 2	STEP 3	STEP 4	STEP 5	STEP 6	STEP 7	STEP 8
Profile	Length (mm)	Colour	Diffuser or Optic	Lumens/m	CRI	CCT	Controls
55 (mm)	Specify required length or attach a drawing	Texture white	Opal Diffuser	1000	<b>80</b>	2700k	Fixed Output <b>DALI Dimming</b> Casambi Wireless Other
75 (mm)		Black sand	Other	1500		3000k	
108 (mm)		Ano silver		<b>2000</b>		3500k	
		Custom		2500 <sup>3</sup>		<b>4000k</b>	
				3000 <sup>3</sup>		2700-6500 TW	
				3500 <sup>3</sup>		RGB+W	
				Custom <sup>4</sup>		Other	

## Upgrade your Energyline



IP54 or IP65



Emergency Options



Swept Corners and Junctions



Spot Light/s



IK08



Occupancy Detection & Wireless Options

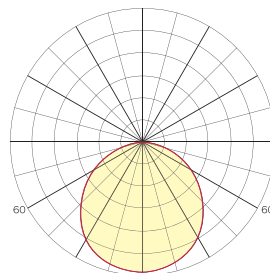


Custom Angle, Vertical & Horizontal Mitres



Down Light/s

Opal Diffuser



Lumens/m	Wattage* (W/m)		
	55 profile	75 profile	108 profile
1000	9.9	9.0	9.0
1500	15.0	12.7	12.0
2000	20.7	17.5	16.3
2500	23.5	22.0	20.8
3000	27.9	23.6	21.9
3500	34.3	28.0	26.4

## Important Information

Efficacy >>	Up to 135 Lm/W
Colour >>	Consistent light quality within 3 MacAdams
Lifetime >>	Greater than L80 B10 >72,000 hours
Switching Cycles >>	>100,000
Warranty >>	7 years
Lifetime Driver >>	>100,000 hrs (standard outputs)
Design Life >>	15+ years
COI Cyonosis >>	Less than 3 in 4000K CRI 90
Melonic Ratio (MR) >>	Up to 1.1 in 6500K Tuneable White

## Factory Notes

For information on upgrades/accessories, refer to our design guides

<sup>3</sup>May utilise high output lumen package light engine, consult factory for details

<sup>4</sup>Custom outputs available on request

Lumen maintenance values are calculated by IEC 62717:2014 incorporating (L) and (B). Allow 5% reduction in luminous flux for 3000K. Custom luminous fluxes available, consult factory

\*Values given are estimates based on Dali dimmable fittings with opal diffuser



ENERGYLINE

energyline.net